



# MAYTAG® COMMERCIAL MULTI-LOAD DRYER

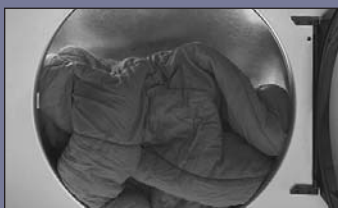
## MDG76PC



**THE BEST WARRANTY  
IN THE BUSINESS —  
5 YEARS ON ALL PARTS.**

### EVEN DOORWAYS DON'T STOP IT

Maytag now offers a 75-lb. capacity EZFit™ dryer that fits through a standard 36"-wide door, making installation simple. The wide basket paired with a shallow overall depth provides great tumbling action for more drying power in less floor space.



### FOR YOUR CUSTOMERS:

- 75-Lb. Capacity
- Fast, Efficient Drying
- Dries Large Loads And Big, Bulky Items
- Extra-Large Door Opening
- Microprocessor Controls

### FOR YOUR OPERATION:

- Fits Through A 36" Door
- Programmable Controls
- Easy-To-Change Cycle Times, Temperatures And Prices
- Easy-Clean Lint Filter

### BUILT-TO-LAST™ FEATURES:

- Totally Enclosed Motor And Cabinet
- Heavy-Duty Steel Door
- The Best Warranty In The Business



**75-LB. EZFit™  
DRYER FITS THROUGH A 36" DOOR.**

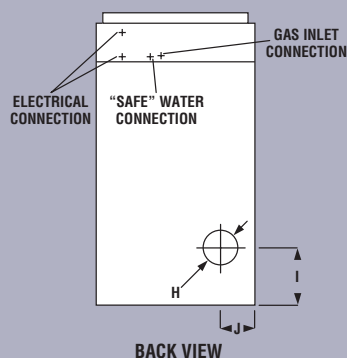
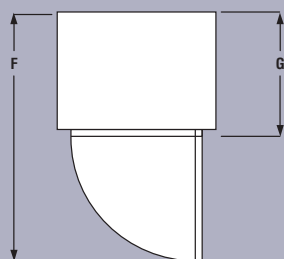
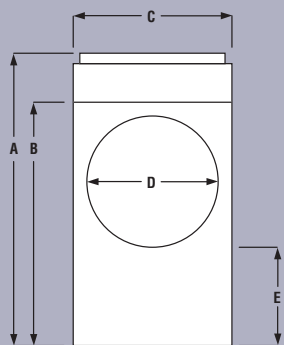
*Model MDG76PCBWW  
(White)*

*Model MDG76PCBWS (Stainless Steel)*

LAUNDRY SOLUTIONS YOU CAN **DEPEND ON.**

CLP689


## Multi-Load Dryer — MICROPROCESSOR COIN-DROP



### 5 YEARS — ALL PARTS

For a period from the date of original purchase through the time listed above, the designated parts that fail in normal commercial use will be repaired or replaced free of charge for the part itself, with the owner paying all other costs, including labor, transportation and customs duty. Chemical damage is excluded from all warranty coverage. See complete warranty for details.



Multi-Load Dryer	
DRYER SPECIFICATIONS	
<b>MODEL</b>	<b>MDG76PC</b>
<b>MOTOR</b>	
Drive motor — HP (kw)	1 (.746)
Voltage/breaker size: 120 volts/1 PH — amps	20
Airflow — cfm (cmm)	1,200 (34)
Heat input — BTU/hr. (kcal/hr.)	204,000 (51,408)
Gas inlet — in. (cm)	¾ (1.9)
<b>CAPACITY</b>	
Tumbler capacity — lbs. (kg)	75 (34)
Tumbler capacity — cu. ft. (cu. m)	22.4 (.634)
Tumbler depth — in. (cm)	24¾ (63.2)
Tumbler diameter — in. (cm)	44½ (113)
<b>COLORS</b>	
White	•
Stainless Steel	•
<b>APPROXIMATE WEIGHT</b>	
Crated — lbs. (kg)	892 (405)
Uncrated — lbs. (kg)	842 (382)
<b>DIMENSIONS</b>	
A) Overall height — in. (cm)	84½ (214.6)
B) Height with top removed for ease of installation — in. (cm)	70¾ (178.8)
C) Width — in. (cm)	46 (116.8)
D) Door opening — in. (cm)	31¾ (79.7)
E) Floor to bottom of door — in. (cm)	28¾ (72.1)
F) Depth with door open 90° — in. (cm)	72 (182.9)
G) Depth including handle — in. (cm)	36 (91.4)
H) Exhaust diameter — in. (cm)	10 (25.4)
I) Floor to exhaust outlet center — in. (cm)	16¾ (42.5)
J) Side to exhaust outlet center — in. (cm)	10 (25.4)
See specific instructions for proper installation. Because of continuous product improvement, Maytag reserves the right to change specifications without notice.	
<div style="display: flex; justify-content: space-between; align-items: center;"> <div style="border: 1px solid black; padding: 2px;">NEW YORK CITY M.E.A.</div> <div style="text-align: center;">   <small>SAI® C US</small> </div> </div>	